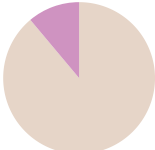
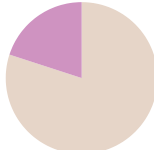
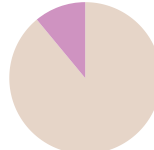
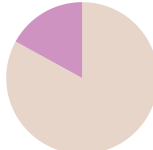
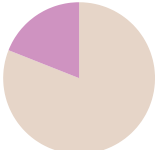
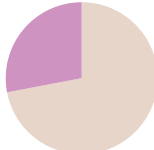
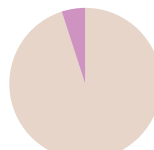
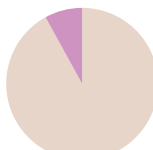
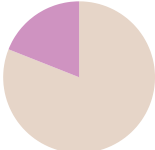
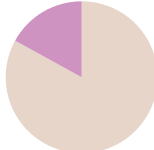
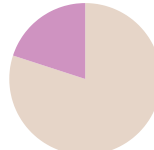
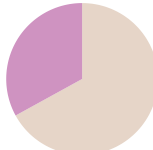
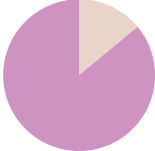
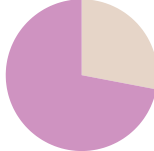
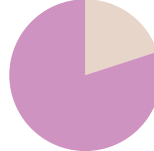
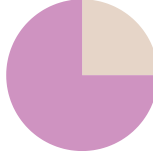
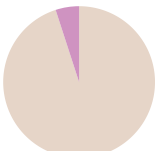
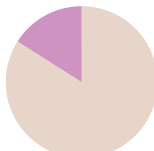
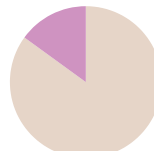


Organisational Update

These statistics reflect how our staff and trustees identified in a survey conducted in April 2024, compared with the previous year. Our targets are based on London benchmarks.

	TARGET	2023/24	2022/23	2021/22	2020/21
ETHNIC MINORITY	40%	 10%*	 20%	 11%	 17%
DISABILITY	15%	 19%*	 28%	 5%	 8%
LGBTQ+	Do not fall below 5%	 19%*	 17%	 20%	 33%
WOMEN	Do not fall below 51%	 86%	 72%	 80%	 75%
CARE EXPERIENCED	-	 5%	 16%	 15%	-

* 1 preferred not to say